



## Land of Neverbelieve

Themes:

- **Global Responsibility**
- **Conservation**
- **Consequences**




Text types covered:

- **Persuasion**
- **Balanced Argument**
- **Futuristic narrative**

Text covered in Learning Journey:

- **Online blog**
- **Narrative description**

Books used:





## Land of Neverbelieve

### Geography

- Locate the world's countries, using maps to focus on Europe and North and South America, concentrating on their environmental regions, key physical and human characteristics, countries and major cities
- Name and locate counties and cities of the United Kingdom, geographical regions and their identifying human and physical characteristics, key topographical features (including hills, mountains,
- Identify the position and significance of latitude, longitude, Equator, Northern Hemisphere, Southern Hemisphere, the Tropics of Cancer and Capricorn, Arctic and Antarctic Circle, the Prime/Greenwich Meridian and time zones (including day and night

Describe and understand key aspects of:

- **physical geography**, including: climate zones, biomes and vegetation belts, rivers, mountains, volcanoes and earthquakes, and the water cycle
- **human geography**, including: types of settlement and land use, economic activity including trade links, and the distribution of natural resources including energy, food, minerals and water

